

BENCH SCALE

The Hornady M2 Digital Bench Scale is a precision bench scale for the beginning or serious reloader. This unit is quick to setup, easy to use, and extremely accurate to 0.1 grains. Highlights include the same high precision load cell found in the Auto Charge® Pro, 1500 grain scale capacity, quick setup and calibration, and a large and easy to read backlit display.

WARNING - Before operating the unit please carefully read and understand the instructions. Contact Hornady Customer Service at 1-800-338-3220 with question regarding the use of the Hornady M2 Digital Bench Scale.

IMPORTANT SAFETY FUNCTIONS

WARNING - Before operating the unit, please carefully read and understand this document.

- Internal components are very sensitive. Do not shake, drop, or overload unit.
- Handle unit with care, treating it as the sensitive instrument it is.

TIPS TO IMPROVE PERFORMANCE

- Fluctuations in temperature, even of a few degrees, can cause scale readings to vary. While scale can be used immediately, optimal performance will occur after unit has warmed up for 5-15 minutes.
- Always place the scale on a flat, level, and stable surface when in operation.
- Electrical interference can cause scale readings to vary. Keep other electronic devices (power strips, florescent lights, motors, radios, phones, etc.) away from scale when in operation.
- Do not let a fan, air conditioner, heater, or open window blow on scale.
- Using clear cover over powder pan will improve accuracy and lessen effects of outside variables.

TROUBLESHOOTING

If the scale is not measuring consistently or showing **“ERROR”**, please attempt the following to restore the scale to the default setting before contacting Hornady customer service.

Turn the unit on and press and hold the **Units, Zero, and On/Off** buttons.

The unit must then be recalibrated by following the Calibration instructions in this manual. After calibrating, power the unit off and then back on. Recalibrate the unit a second time before returning to normal operation.

WARNING: Verify the scale is working properly before continuing to reload.

RADIO FREQUENCY INTERFERENCE

This equipment has been tested and found to comply with the limits for a Class B digital device, pursuant to part 15 of the FCC Rules. These limits are designed to provide reasonable protection against harmful interference in a residential installation. This equipment generates, uses and can radiate radio frequency energy and, if not installed and used in accordance with the instructions, may cause harmful interference to radio communications. However, there is no guarantee that interference will not occur in a particular installation. If this equipment does cause harmful interference to radio or television reception, which can be determined by turning the equipment off and on, the user is encouraged to try to correct the interference by one or more of the following measures:

- Reorient or relocate the receiving antenna.
- Increase the separation between the equipment and receiver.
- Connect the equipment into an outlet on a circuit different from that to which the receiver is connected.
- Consult the dealer or an experienced radio/TV technician for help.


Instructional and troubleshooting videos for this product are available on the Hornady website.



Hornady
Accurate. Deadly. Dependable.

P.O. Box 1848, Grand Island, Nebraska 68802-1848
308-382-1390 • 800-338-3220 • Fax: 308-382-5761
hornady.com/contact

INSTRUCTIONS



Hornady
Accurate. Deadly. Dependable.

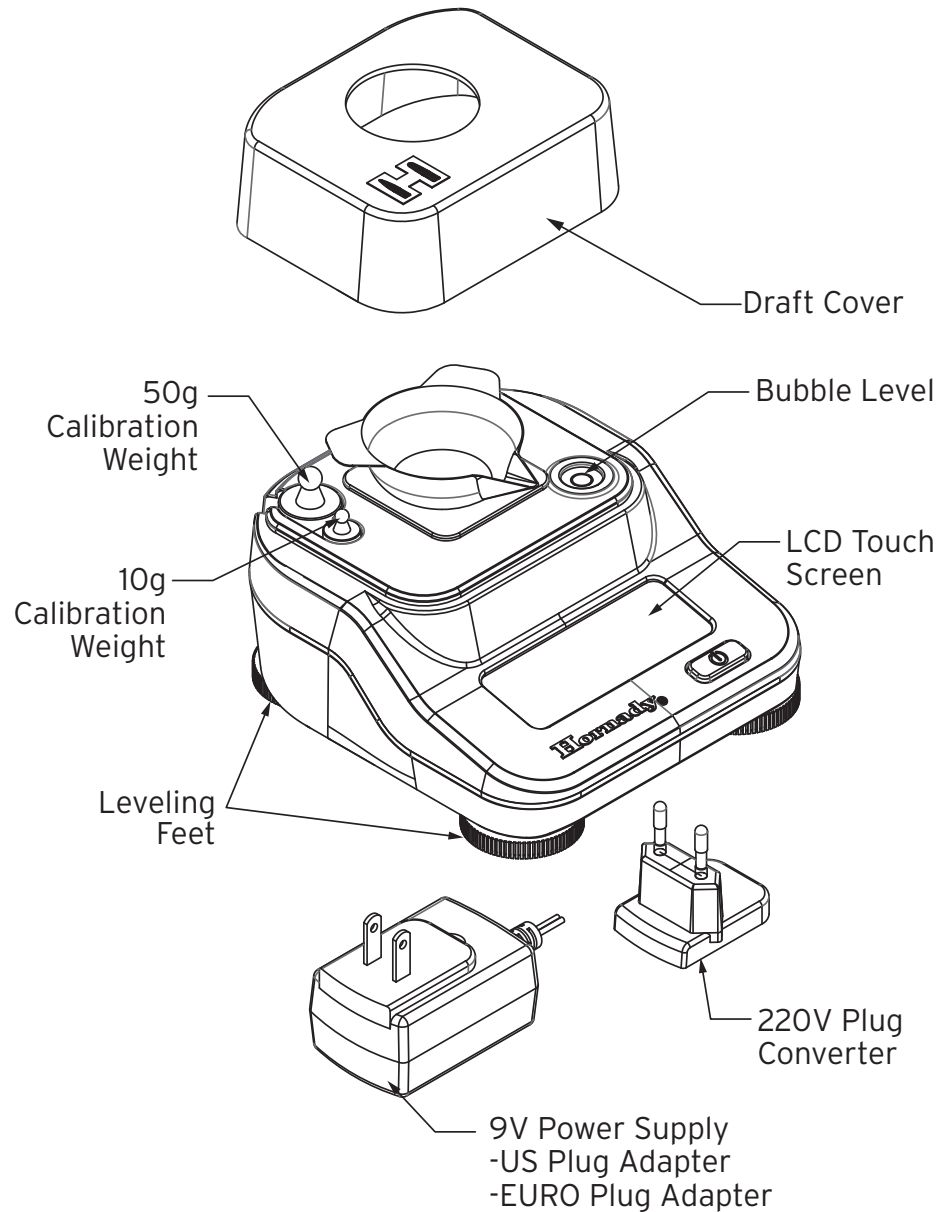
M2 DIGITAL BENCH SCALE

1500 grain capacity



Item No. 050111

PARTS LIST



KEYPAD BUTTON FUNCTIONS

ON/ OFF (mechanical button): Tap to turn on. Hold for three seconds to turn off.

ZERO: Tap to zero scale.

UNITS: Tap to select measurements in **Grains (gn)**, **Grams (g)**, **Ounce (oz)** or **Carat (ct)**. Press and hold button for 6 seconds to toggle sound on and off.

CAL: Press and hold to enter calibration.

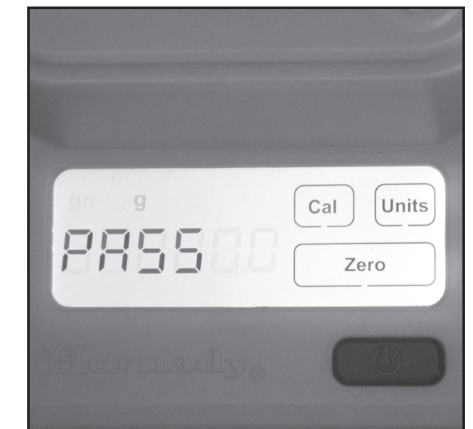
CAL + ON/OFF: Press and hold to enter the backlight setting mode. Tap the **ZERO** button to toggle between **BL ON/BL OFF**.

POWER SUPPLY (Adapter):

Input: AC100-240V - 50Hz/60Hz
Output: DC 9V 1A

CALIBRATION

- For optimal performance, turn unit on and allow 5-15 minutes to warm up.
- Verify powder pan has been removed, and that the steel scale plate is empty.
- Press CALIBRATE button for three seconds until unit displays "CAL ---".
- When 10.00g is flashing, place the 10g weight on the center of the scale plate. The unit will show "----" while calibrating the 10g weight.
- When 10.00g appears again, remove the weight.
- When 50.00g is flashing, place the 50g weight on the center of the scale plate. The unit will show "----" while calibrating the 50g weight.
- When 50.00g appears again, remove the weight.
- After calibration, the unit will briefly display "PASS" before returning to normal operation.



WARRANTY

The Hornady M2 Digital Bench Scale is a highly sensitive instrument, which must be repaired and serviced by a factory qualified technician to maintain the warranty.

Hornady Manufacturing warrants to you that for one year from the date of purchase, your Bench Scale will be free from defects in material and workmanship. This warranty does not cover damage caused by normal wear, accidents, abuse, or failure to provide proper care and maintenance. Please contact Hornady Manufacturing at 1-800-338-3220 for service or warranty information.

The warranty is void if the seal on bottom of unit has been tampered with.

PRODUCT REGISTRATION AND SERVICE

You must register this product in order to obtain warranty service. Submit through our website by going to hornady.com/warranties.