



ROME05™

ROME05™ X/XDR 1x20mm COMPACT RED DOT SIGHT

OWNERS MANUAL



Please visit sigsauger.com for Owners Manual downloads.

INTRODUCTION

Congratulations on the purchase of your ROME05 X/XDR Compact Red Dot Sight. The ROME05 is a compact, closed red dot sight for use with modern sporting rifles, carbines, shotguns and air rifles. The ROME05 features either a crisp, bright 2 MOA Dot (ROME05X) or 2 MOA / 65 MOA Circle Dot (ROME05XDR) for rapid target acquisition in any situation. The sight comes with a modular mounting system supporting either 1.41 inch absolute co-witness or 1.63 inch 1/3 lower co-witness sight height, and attaching with a Torx cross-bolt mount. Your ROME05 features MOTAC™ and runs off a single AAA battery providing over 50,000 hours of runtime during normal use.

The ROME05 is covered by the SIG SAUER Electro-Optics Infinite Guarantee and SIG SAUER Electronic & Tritium Limited 5-Year Warranty.

CONTENTS:

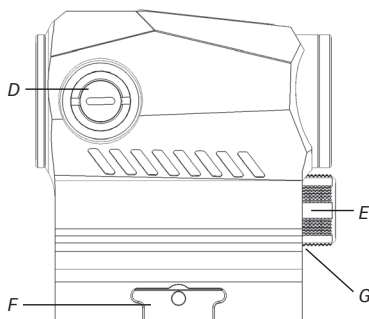
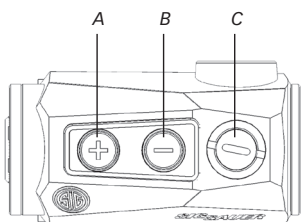
- ROME05 X / XDR 1x20 mm Compact Red Dot Sight
- 1.41" or 1.63" M1913 Torx riser mount
- Bikini Style Lens Covers
- Torx Installation Tool
- Lens Cloth
- Spacer plate with 4 long Torx head screws
- AAA Alkaline Battery

KEY FEATURES:

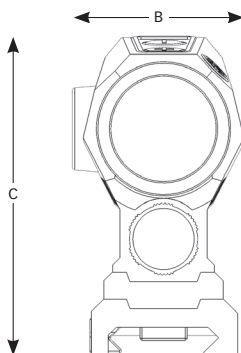
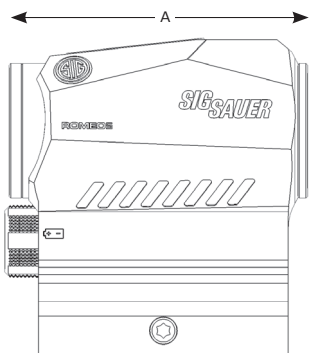
- High performance red-notch coating for excellent light transmittance and crisp red dot clarity
- 2 MOA Dot or 2 MOA Dot / 65 MOA Circle Dot with 10 illumination settings (8 daylight + 2 NV)
- MOTAC - Motion activated illumination control powers up when it senses motion and powers down when at rest. Extends LED runtime in excess of 50,000 hours under normal use
- 1.41" Absolute Co-Witness or 1.63" 1/3 Lower Co-Witness M1913 Torx Riser Mount
- Cast from aircraft grade aluminum for ruggedness and durability
- Front mounting AAA battery for easy replacement without sight removal
- Dependable IPX-7 waterproof and fogproof performance
- SIG SAUER Electro-Optics Guarantee and SIG SAUER Electronic & Tritium Limited 5-Year Warranty

PRODUCT IDENTIFICATION

- A - (+) Illumination Control – Turn ON / OFF or Increase Brightness / Toggle Reticle
- B - (-) Illumination Control – Turn ON / OFF or Decrease Brightness / Toggle Reticle
- C - Elevation Adjustment
- D - Windage Adjustment
- E - AAA Battery Cap
- F - Torx Cross-Bolt Mount
- G - 1.41" to 1.63" Sight Height Spacer



| ROME05 SPECIFICATIONS | |
|----------------------------|---|
| Dot Size | 2 MOA or 2 MOA Dot + 65 MOA Circle |
| Mag | 1x |
| Clear Aperture | .787 in / 20mm |
| Illumination Settings | 8 Day / 2NV |
| Elevation Adjustment Range | +/- 40 MOA Minimum |
| Windage Adjustment Range | +/- 40 MOA Minimum |
| Weight | 5.6 oz / 159 g (with 1.41" riser mount and battery) |
| Battery | AAA Alkaline |
| Waterproofing | IPX-7 |



A – 2.5 in / 63.5 mm
 B – 1.4 in / 35.6 mm
 C – 2.6 in / 66.0 mm



WARNING: CANCER AND REPRODUCTIVE HARM – www.P65Warnings.ca.gov

NOTICE: Export restrictions may apply – this product may be controlled either by the ITAR or EAR.

WARNING

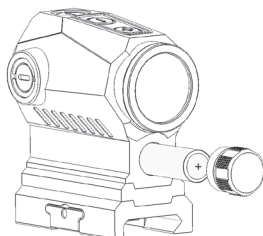
Before working on your ROME05™ X/XDR sight always ensure that the firearm is unloaded with the safety on.

OPERATION

Installing the Battery

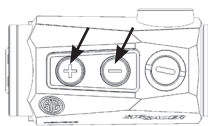
The AAA battery compartment is located on the front (below the objective) side of the sight. Remove the battery (cap) by rotating the cap in the counter-clockwise (CCW) direction. Insert the AAA battery with the positive (+) terminal facing outward. Reinstall the battery (cap) by rotating the cap in the clockwise (CW) direction until finger tight.

Note – failure to properly tighten the battery cap could lead to intermittent LED illumination or allow moisture into the battery compartment.



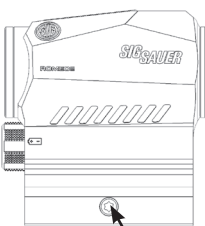
Turning Sight On and Off / Illumination Control

- The illumination control is located on the top of the sight for easy, ambidextrous access. Press and hold either the (+) or (-) button for longer than 1 second to turn the sight on. To turn the sight off press and hold either the (+) or (-) button longer than 1 second to turn the sight off.
- Once the aiming dot or circle dot reticle is illuminated, you can increase the apparent brightness by pressing and releasing the (+) button; or decrease the brightness by pressing and releasing the (-) button.
- For the ROMEO5XDR model, press and hold both the (+) and (-) buttons simultaneously to toggle back and forth between the dot or circle dot reticle. Release the buttons to select a reticle.
- The sight features MOTAC and will automatically turn off after approximately 120 seconds of non-use. As soon as the sight senses motion it will automatically power back onto the last saved setting.
- The sight has 10 illumination settings; 8 daytime and 2 night vision.



MOUNTING THE SIGHT

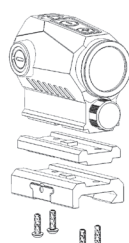
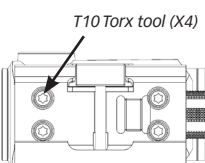
- The integral riser mount comes with a modular base and spacer. The unit is shipped without the spacer so the sight is set to 1.41" height or absolute co-witness. This height places the typical iron sight on an AR / MSR or Carbine at the center of your optical axis. This allows the user to directly co-witness the aiming dot with the iron sights.
- Install the sight by loosening the cross-slot Torx bolt with the T10 tool by rotating the Torx head CCW. Install the sight on your rail and re-tighten in the CW direction to hand tight plus a ¼ turn or approximately 15 – 20 in-lbs.
- The ROMEO5X/XDR was designed for use on most types of firearms that utilize the MIL-STD 1913 Picatinny Rail or Weaver style rails. Because the ROMEO5 has infinite eye relief, the sight can be mounted anywhere on the rail based on user preference.



T10 Torx tool

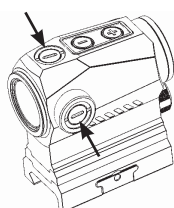
ADJUSTING THE SIGHT HEIGHT

- Some users prefer a 1/3 lower co-witness sight height which is 1.63" from the top flat of your rail to the optical axis of your sight. This places the iron sights in the lower 1/3 of the sight window. To install the included spacer plate, turn the sight upside down and remove the 4 screws using the T10 Torx tool. You may need to use a longer tool for more torque in order to break the thread-locker on the mount to body screws. Remove all 4 screws by rotating CCW. Insert the spacer plate and re-install using the longer screws provided in the box.
- Insert the spacer plate between the base and the housing and reinstall the 4 Torx screws. It is recommended to use Loctite Blue 242 to ensure none of the screws back out under recoil. Torque the (4) screws to 8 in-lbs.



SIGHT ADJUSTMENTS

- Windage and elevation adjustments are located on the rear top and rear right side of the sight.
- Elevation adjustments – the elevation adjustment is on the top of your sight. To raise the point of impact turn the adjustment CCW with a flathead screwdriver. Each click is equal to 0.5 MOA. To lower the point of impact turn the adjustment CW.
- Windage adjustments – the windage adjustment is on the right side of your sight. To shift the point of impact to the right turn the adjustment CCW with a flathead screwdriver. Each click is equal to 0.5 MOA. To shift the point of impact to the left turn the adjustment CW.



MAINTENANCE

- Cleaning – Keep your lenses clear by using a soft cloth or lens pen. The best way to maintain image quality is by keeping your lens surfaces clear of dirt and dust that can cause scratches.
- Always use your bikini lens cover to ensure that the outer lens surfaces remain scratch free during transport.

TROUBLESHOOTING

Point of Impact (POI) changes between groups:

- Check that the mount is affixed tightly to the rail of your firearm.
- Check and clean your firearm.
- Check for variations in ammunition.

Intermittent LED Dot Illumination during live fire:

- Re-tighten the battery cap.
- Replace the battery or remove the battery and clean the battery compartment and battery surfaces.

| Elevation Adjustment | | |
|----------------------|---|---|
| POI Up | ↑ | ↺ |
| POI Down | ↓ | ↻ |
| Windage Adjustment | | |
| POI Right | → | ↺ |
| POI Left | ← | ↻ |



SIG SAUER® Electro-Optics Infinite Guarantee® / Limited Lifetime Warranty

SIG SAUER has manufactured the most rugged, dependable, high-performance firearms for more than two centuries. Our heritage of design, engineering, and precision-manufactured quality predates the existence of any other optics company worldwide. We understand the importance of quality in the line of fire, at the shooting range or on your next hunt. SIG SAUER Electro-Optics had to earn the right to wear that badge and the Infinite Guarantee has your back, forever. Period.

We will repair or replace your SIG SAUER product in the event it becomes damaged or defective, at no charge to you. If we cannot repair your product, we will replace it with a product in perfect working order of equal or better physical condition.

SIG SAUER Infinite Guarantee®

- Unlimited Lifetime Guarantee
- Fully Transferable
- No Warranty Card Required
- No Receipt Required
- No Time Limit Applies
- No Charge

Please note that our Infinite Guarantee excludes coverage for intentional damage, misuse, cosmetic damage that does not affect the performance of the optic, loss, theft, or unauthorized repair or modification. Excludes electronic and Tritium components.

Customers seeking warranty coverage must first obtain a Return Merchandise Authorization (RMA) by contacting SIG SAUER Customer Service, and return the product unloaded and freight prepaid.

ANY WARRANTIES IMPLIED BY LAW, INCLUDING ANY IMPLIED WARRANTIES OF MERCHANTABILITY OR FITNESS FOR A PARTICULAR PURPOSE, ARE EXPRESSLY DISCLAIMED. REPAIR, ALTERATION, OR REPLACEMENT AS PROVIDED HEREIN IS YOUR EXCLUSIVE REMEDY FOR ANY DEFECTIVE PRODUCT. IN NO EVENT SHALL SIG SAUER OR ANY COMPANY AFFILIATED WITH SIG SAUER BE LIABLE FOR ANY SPECIAL, INCIDENTAL, OR CONSEQUENTIAL DAMAGES OF ANY KIND ARISING OUT OF THE PURCHASE OR USE OF THIS PRODUCT, WHETHER BASED UPON CONTRACT, TORT, STATUTE, OR OTHERWISE. Some states do not allow the exclusion or limitation of implied warranties, or the exclusion or limitation of incidental or consequential damages, so some or all of the above limitations or exclusions may not apply to you. This warranty gives you specific legal rights, and you may also have other rights which vary from State to State.

THIS WARRANTY APPLIES TO COMMERCIAL CUSTOMERS ONLY, AND DOES NOT APPLY TO GOVERNMENT, MILITARY, LAW ENFORCEMENT, OR NON-US CUSTOMERS. NON-US COMMERCIAL CUSTOMERS MUST PURCHASE PRODUCT THROUGH AN AUTHORIZED SIG SAUER DEALER WITHIN THEIR COUNTRY OF RESIDENCE FOR THIS WARRANTY TO APPLY.



SIG SAUER Electronic & Tritium Component Limited 5-Year Warranty

SIG SAUER warrants that the electronic and tritium components of the enclosed product were originally manufactured free of defects in workmanship, material, and mechanical function. For a period of five (5) years from the date of manufacture, SIG SAUER agrees to correct any defect in these components by repair, adjustment, or replacement, at SIG SAUER's option, with the same or comparable quality components (or by replacing the product at SIG SAUER's option); provided however that a Return Merchandise Authorization (RMA) is first obtained by contacting SIG SAUER Customer Service, and that the product is returned unloaded and freight prepaid.

This limited warranty is null and void if the product has been misused, damaged (by accident or otherwise), damaged through failure to provide reasonable and necessary maintenance as described in the user's manual, or if unauthorized repair or any alteration, including of a cosmetic nature, has been performed on the product. This limited warranty does not apply to normal cosmetic wear and tear of any parts.

ANY WARRANTIES IMPLIED BY LAW, INCLUDING ANY IMPLIED WARRANTIES OF MERCHANTABILITY OR FITNESS FOR A PARTICULAR PURPOSE, ARE EXPRESSLY DISCLAIMED. REPAIR, ALTERATION, OR REPLACEMENT AS PROVIDED HEREIN IS YOUR EXCLUSIVE REMEDY FOR ANY DEFECTIVE PRODUCT. IN NO EVENT SHALL SIG SAUER OR ANY COMPANY AFFILIATED WITH SIG SAUER BE LIABLE FOR ANY SPECIAL, INCIDENTAL, OR CONSEQUENTIAL DAMAGES OF ANY KIND ARISING OUT OF THE PURCHASE OR USE OF THIS PRODUCT, WHETHER BASED UPON CONTRACT, TORT, STATUTE, OR OTHERWISE. Some states do not allow the exclusion or limitation of implied warranties, or the exclusion or limitation of incidental or consequential damages, so some or all of the above limitations or exclusions may not apply to you. This warranty gives you specific legal rights, and you may also have other rights which vary from State to State.

THIS WARRANTY APPLIES TO COMMERCIAL CUSTOMERS ONLY, AND DOES NOT APPLY TO GOVERNMENT, MILITARY, LAW ENFORCEMENT, OR NON-US CUSTOMERS. NON-US COMMERCIAL CUSTOMERS MUST PURCHASE PRODUCT THROUGH AN AUTHORIZED SIG SAUER DEALER WITHIN THEIR COUNTRY OF RESIDENCE FOR THIS WARRANTY TO APPLY.

**FOR PRODUCT SERVICE ON THIS MODEL,
PLEASE CALL 603-610-3000**

27100 SW Parkway Avenue, Wilsonville, OR 97070 USA

SIG SAUER®